



## DYNACO D-313 CLEANROOM

**Gravity  
driven**

low friction technology



inside door


[www.dynacodoor.com](http://www.dynacodoor.com)



Fraunhofer

TESTED<sup>®</sup>  
DEVICE

DYNACO  
D-313 CLEANROOM LF  
Report No. DY 1203-590



# DYNACO D-313 CLEANROOM

The Dynaco D-313 Cleanroom LF is designed for inside applications requiring a limitation of leak flow. It's ideal for interlocks.

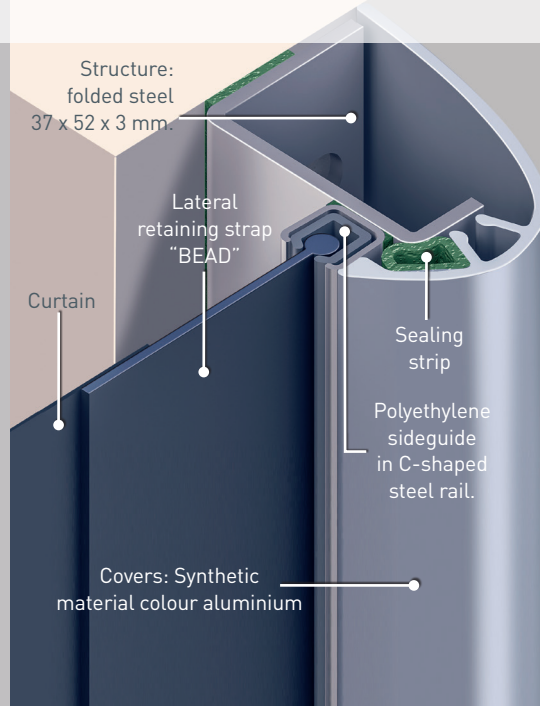
Its perfect sealing properties provide environmental control and protect your installations against drafts, dust and dirt. With its modern design, the Dynaco D-313 Cleanroom LF is the slimmest high speed cleanroom door in the market. The patented "LF" (Low Friction) technology, combined with a frequency inverter driven motor, assures a smooth operation.

- **PERFECT SEAL:**  
Patented side guides and "BEAD" technology limit leak flow and allow energy savings.
- **MINIMAL SPACE, MODERN LOOK:**  
Motor installed inside the drum (DVDM<sup>PT</sup>).  
Very aesthetic design.
- **CRASH FORGIVING AND SELF-REINSERTING WITHOUT INTERVENTION:**  
The curtain automatically reinserts itself when dislodged. No repair costs, no production down time.
- **USER SAFETY:**  
Flexible curtain without rigid elements.
- **COMFORT OF USE:**  
DYNACO wireless detector at the bottom.
- **ADVANCED DRIVE:**  
Frequency driven motor and encoder for smooth operation. Wearable elements are reduced to a minimum.
- **DYNALOGIC CONTROL BOX:**  
User-friendly control box with self-diagnosis.
- **CONFORM TO EN13241-1**

Motor incorporated in the drum - DVDM<sup>PT</sup>



Low friction side guides



Pressure resistant



# Gravity driven

low friction technology



inside door

## EN13241-1 STANDARDS

























| Standard                     | Ref.     | Test acc. | Results                             |
|------------------------------|----------|-----------|-------------------------------------|
| <b>Water permeability</b>    | EN 12425 | EN 12489  | Class 3                             |
| <b>Wind load</b>             | EN 12424 | EN 12444  | Class 1*                            |
| <b>Wind permeability</b>     | EN 12426 | EN 12427  | 4 overpressure**<br>3 underpressure |
| <b>Safe openings</b>         | EN 12453 | EN 12445  | Pass                                |
| <b>Mechanical resistance</b> | EN 12604 | EN 12605  | Pass                                |
| <b>Unintended movements</b>  | EN 12604 | EN 12605  | Pass                                |
| <b>Thermal transmittance</b> | EN 12428 | EN 12428  | 6,02 W/m <sup>2</sup> K             |
| <b>Performance (cycles)</b>  | EN 12604 | EN 12605  | 1.000.000                           |

\* Interior applications only.

\*\* Valid for a door of 3500x3500 mm.

Difference over-/underpressure: see drawing below

## CHARACTERISTICS


|   |   |                |   |               |   |                |   |              |   |             |   |               |   |              |   |               |   |
|---|---|----------------|---|---------------|---|----------------|---|--------------|---|-------------|---|---------------|---|--------------|---|---------------|---|
| <b>Max. dimensions</b>  | W 4.000 mm x H 4.000 mm   |                |   |               |   |                |   |              |   |             |   |               |   |              |   |               |   |
| <b>Opening speed</b><br><b>Closing speed</b>                        | Up to 2,7 m/s<br>0,5 m/s  |                |   |               |   |                |   |              |   |             |   |               |   |              |   |               |   |
| <b>Structure</b>  | Galvanised steel of 37 x 52 x 3 mm.<br>Option: stainless steel.   |                |   |               |   |                |   |              |   |             |   |               |   |              |   |               |   |
| <b>Covers</b>   | Synthetic material, colour aluminium + black.<br>Full covers standard.  |                |   |               |   |                |   |              |   |             |   |               |   |              |   |               |   |
| <b>Drum</b>   | PVC - Ø 200 x 3,9 mm.   |                |   |               |   |                |   |              |   |             |   |               |   |              |   |               |   |
| <b>Side guides</b>  | Reinforced polyethylene (PE-UHMW1000)   |                |   |               |   |                |   |              |   |             |   |               |   |              |   |               |   |
| <b>Motor</b>  | 2 poles, with parking brake.<br>Power 0,75 kW<br>IP rating: IP 55   |                |   |               |   |                |   |              |   |             |   |               |   |              |   |               |   |
| <b>Control box</b>  | DYNALOGIC provided with: Circuit breaker, general divider, adjustable timer, push button for opening and reset, emergency stop and frequency inverter. IP rating: IP 54   |                |   |               |   |                |   |              |   |             |   |               |   |              |   |               |   |
| <b>Standard detectors</b>   | Infrared barrier: 300 mm from the floor.<br>Wireless Dynaco detector (WDD).<br>DBD: correct unwinding detector.   |                |   |               |   |                |   |              |   |             |   |               |   |              |   |               |   |
| <b>Power supply</b><br><b>Frequency</b>                             | Single phase 230V - 18 A<br>Frequency: 50-60 Hz   |                |   |               |   |                |   |              |   |             |   |               |   |              |   |               |   |
| <b>Advised operating temperature:</b>                               | + 5°C up to +40°C   |                |   |               |   |                |   |              |   |             |   |               |   |              |   |               |   |
| <b>Available colours</b><br>comparable with:                        | <table border="0"> <tr> <td>Yellow RAL1003</td> <td></td> <td>Green RAL6005</td> <td></td> </tr> <tr> <td>Orange RAL2004</td> <td></td> <td>Grey RAL7035</td> <td></td> </tr> <tr> <td>Red RAL3000</td> <td></td> <td>White RAL9010</td> <td></td> </tr> <tr> <td>Blue RAL5002</td> <td></td> <td>Black RAL9005</td> <td></td> </tr> </table> | Yellow RAL1003 |  | Green RAL6005 |  | Orange RAL2004 |  | Grey RAL7035 |  | Red RAL3000 |  | White RAL9010 |  | Blue RAL5002 |  | Black RAL9005 |  |
| Yellow RAL1003  |    | Green RAL6005  |  |               |   |                |   |              |   |             |   |               |   |              |   |               |   |
| Orange RAL2004  |    | Grey RAL7035   |  |               |   |                |   |              |   |             |   |               |   |              |   |               |   |
| Red RAL3000   |    | White RAL9010  |  |               |   |                |   |              |   |             |   |               |   |              |   |               |   |
| Blue RAL5002  |    | Black RAL9005  |  |               |   |                |   |              |   |             |   |               |   |              |   |               |   |
| (Actual colours may deviate. Colour samples available upon request) |   |                |   |               |   |                |   |              |   |             |   |               |   |              |   |               |   |

### Sealing parts




### \*\* Overpressure - underpressure

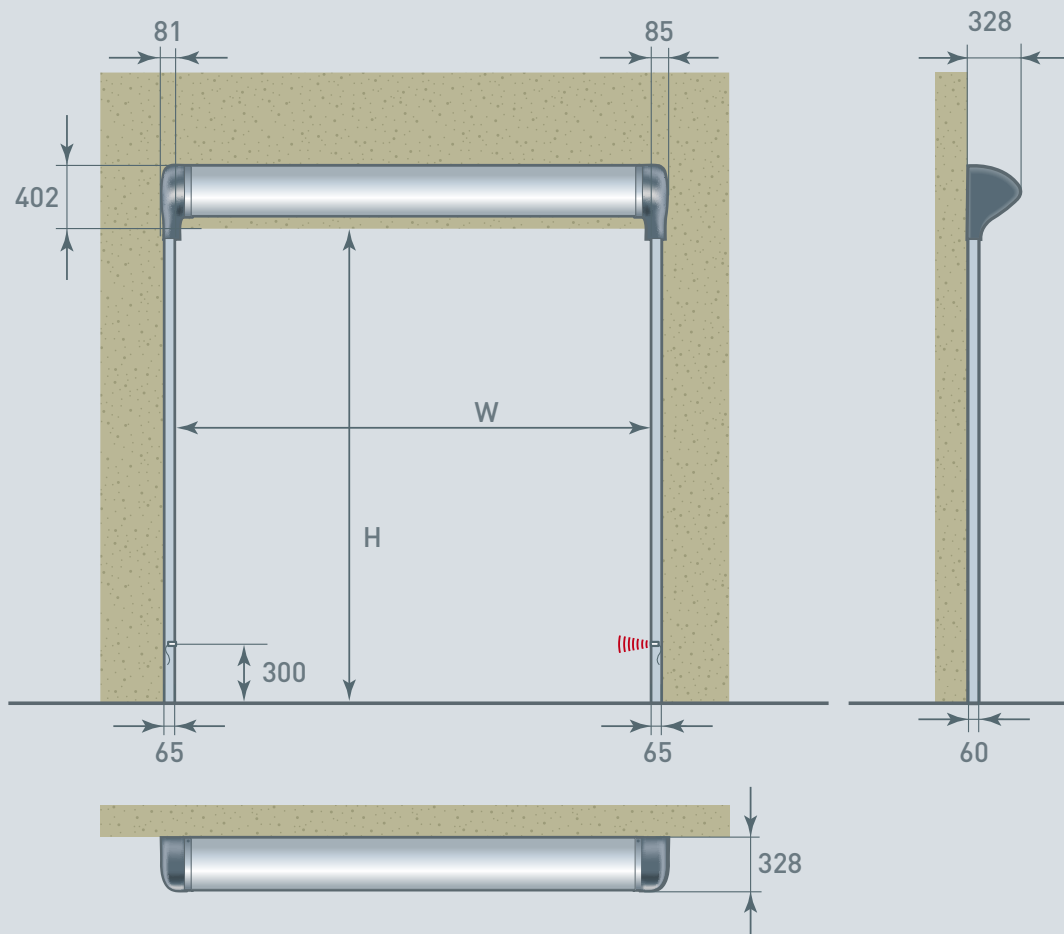
overpressure      underpressure



### Improved seal



## Dimensions and installation requirements DYNACO D-313 CLEANROOM



All indicated dimensions are based on exact width and height dimensions only. The space necessary for mounting and maintenance has to be provided.

REMARK: Based on the risk analysis of the environment, extra push buttons, detectors and covers might be required.

© Entrematic Group AB – 2017

Entrematic offers a comprehensive range of products for industrial, commercial, institutional and residential applications, including sectional doors, loading dock equipment, high-performance doors, residential garage doors, pedestrian doors, gates and barriers, and automation and operators. Built on nearly 200 years of accumulated expertise, Entrematic aims to be the most dynamic, innovative company in the entrance automation industry, and the best partner for dealers and installers. Our well-known brands include Normstahl, Dynaco, Ditec and EM.

Entrematic, Amarr, Kelly, Serco, Normstahl, Dynaco, Ditec and EM, as words and logotypes, are examples of trademarks owned by Entrematic Group AB or companies within the Entrematic Group.

The Dynaco products are protected by worldwide registered patents. As part of its policy of continuous product development, Entrematic Belgium NV reserves the right to change the characteristics of its products or components without prior notice.

Disclaimers:

For a correct use of our products, please refer to our manual.

Everything that is mentioned in this brochure is only valid under the terms of use in the user manual and on condition that the door was properly installed and maintained and has not undergone abuse nor neglect.

ENTREMATIc BELGIUM NV  
 Waverstraat 21  
 B-9310 Moorsel-Aalst (Belgium)  
 Tel. +32 53 72 98 98  
 Fax. +32 53 72 98 50  
 info.dynaco.eu@entrematic.com  
 www.dynacodoor.com

**ENTREMATIc**

