



COMPLETE LIFTS & SPEAR PARTS



ITALIAN STYLE

LIFTEXPORT: ITALIAN STYLE, TECHNOLOGY AND DESIGN IN THE WORLD



WELCOME



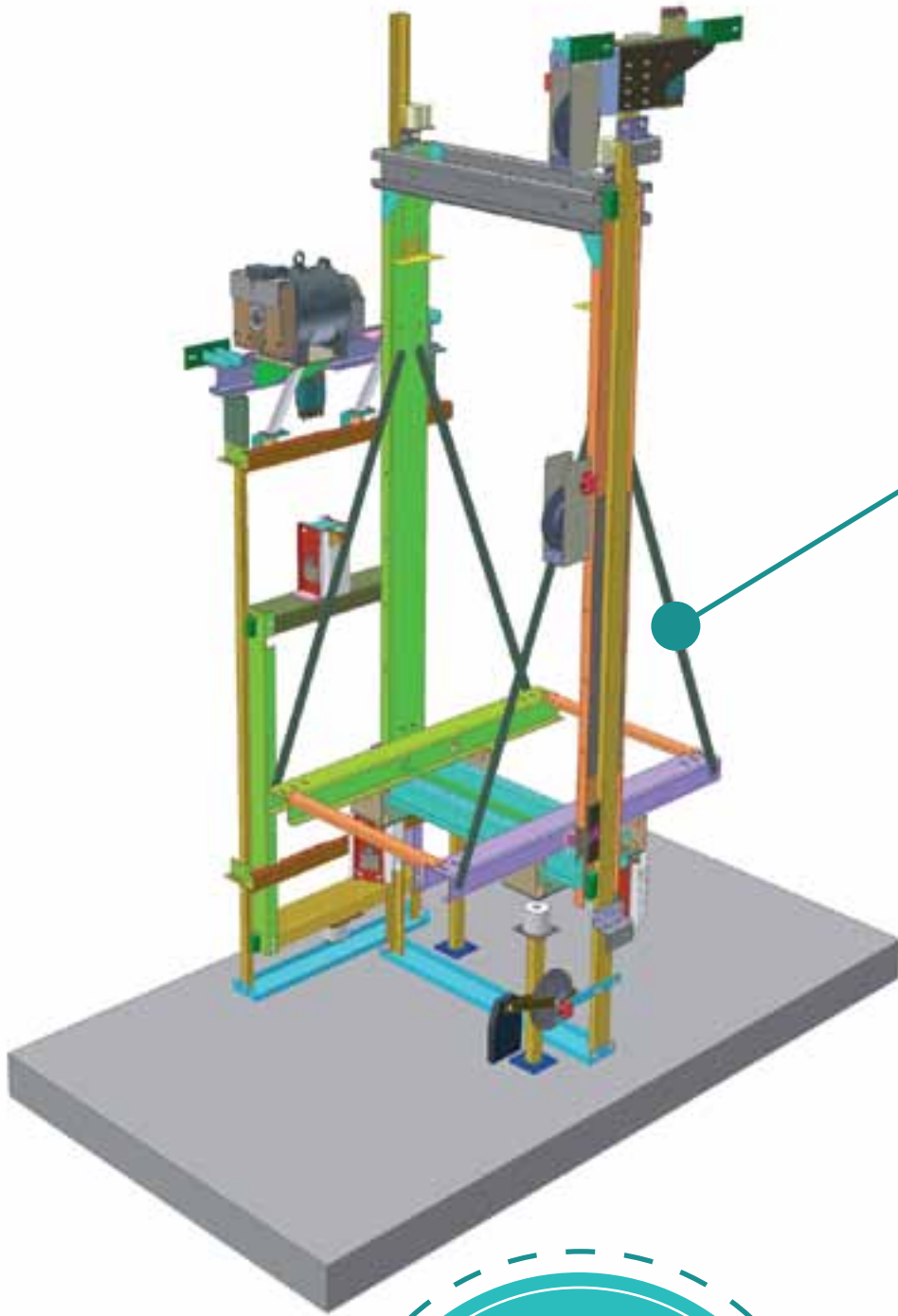
Precision Mechatronics

Italian Controller

A3 **EN** **EN**
EMENDAMENTO 81-1 81-2

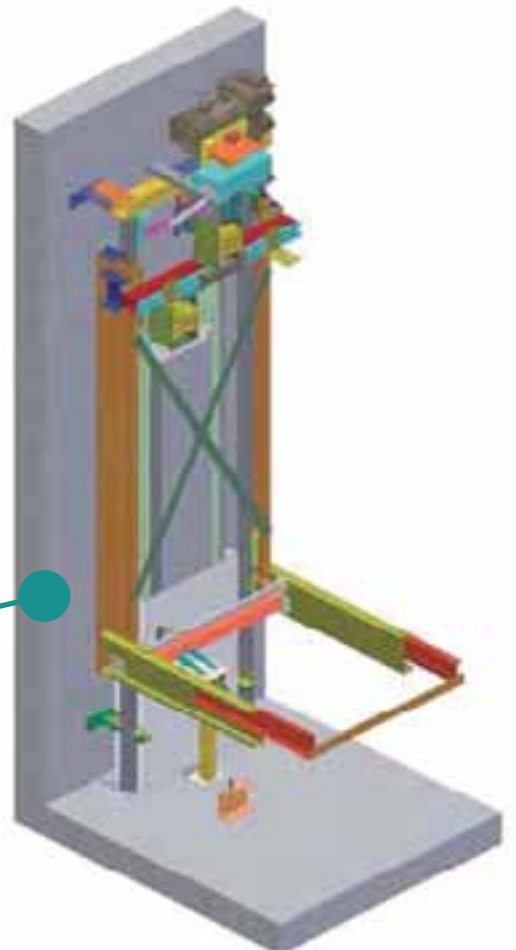


EACH SIZE AVAILABLE



2:1
large

1:1
small



Above

TRADITIONAL SYSTEM



Traction Lift

Traditional lift with Machine Room

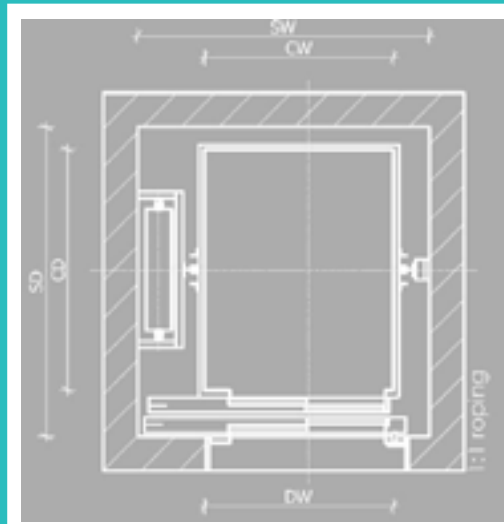


Duty Load (Kg)	Passengers	Speed (m/s)	Counterw. position	Car Dimension (CW x CD)	Door Dimension (DW)	Hoistway Dimension (SW x SD)	Pit (mm)	Headroom (mm)	Motor Power (KW)
320	4	1,0	rear	900x1000	2PC 700	1560x1280	1100	3500	3,7
480	6	1,0	rear	1000x1200	2PC 800	1750x1590	1100	3500	4,8
630	8	1,0	rear	1100x1400	2PT 800	1530x1910	1100	3500	5,9
800	10	1,0	rear	1350x1400	2PT 900	1810x1910	1300	3500	7,3
1000	13	1,0	lateral	1100x2100	2PT 900	1660x2510	1300	3600	9,2
1275	17	1,0	lateral	1200x2300	3PT 1100	1760x2860	1300	3600	11,8
1600	21	1,0	lateral	1400x2400	2PT 1100	1960x2860	1300	3600	15

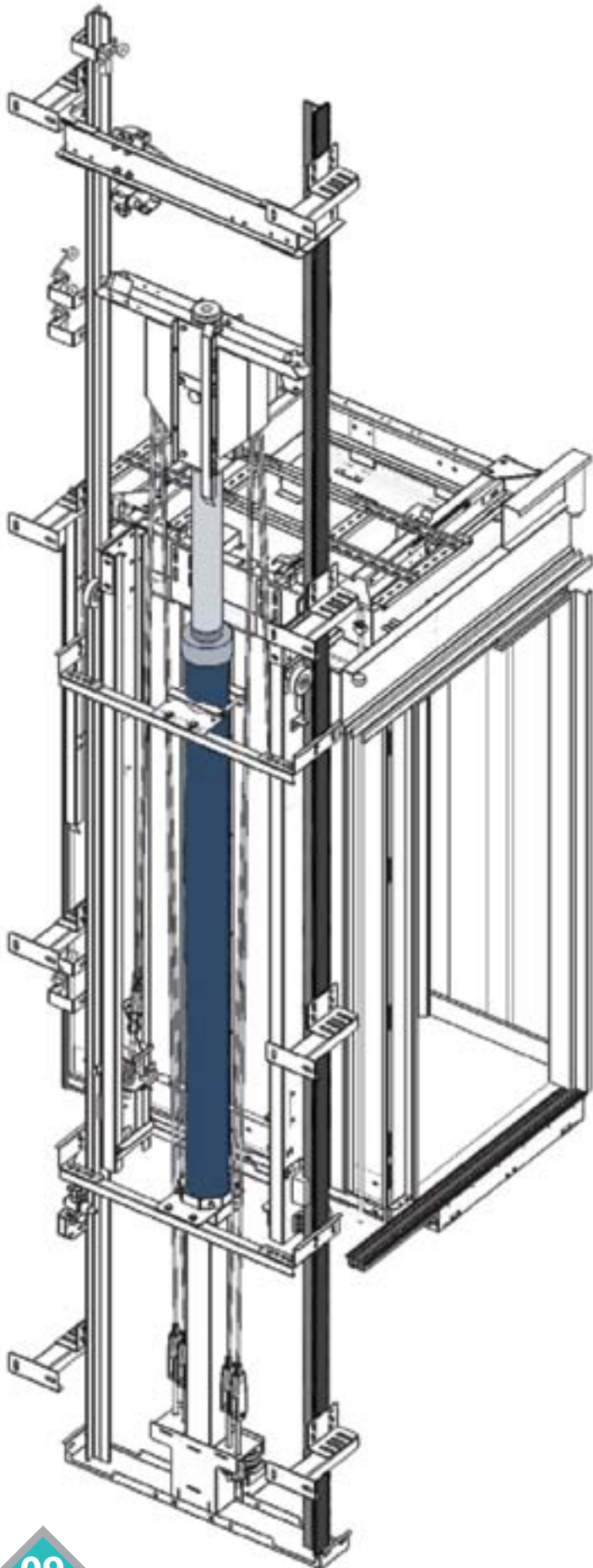


NB: when two entries are necessary, please add 200mm at the shaft dimension (on the side where the second entry will be)

ALL CAPACITY AND SPEED ARE AVAILABLE ON REQUEST; FOR OTHER CAPACITY NOT INCLUDED IN THIS TABLE PLEASE ASK OUR TECHNICAL STAFF: INFO@LIFTEXPORT.COM




HYDRAULIC LIFT WITH MOTOR ROOM OR LESS



DATA SHEET

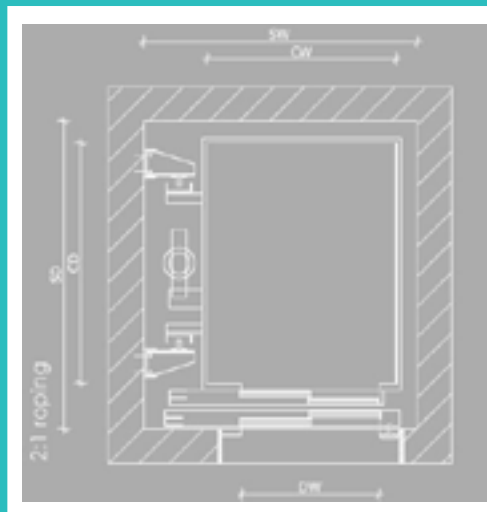
HYDRAULIC SYSTEM



Duty Load (Kg)	Passengers	Speed (m/s)	Piston Position	Car Dimension (CW x CD)	Door Dimension (DW)	Hoistway Dimension (SW x SD)	Pit (mm)	Headroom	Motor Power (KW)	CE	
320	4	0,6	Lateral	900x1000	2PT 700	1360x1360	1200	3600	4,8		
480	6	0,6	Lateral	1000x1200	2PT 800	1460x1560	1200	3600	7,7		
630	8	0,6	Lateral	1100x1400	2PT 800	1510x1760	1200	3600	10,5		
800	10	0,6	Lateral	1350x1400	2PT 900	1910x1810	1300	3600	13		
1000	13	0,6	Lateral	1100x2100	2PT 900	1610x2510	1300	3600	18		
1275	17	0,6	Lateral	1200x2300	3PT 1100	1760x2810	1300	3700	22		
1600	21	0,6	Lateral	1400x2400	2PT 1200	2160x2860	1300	3700	30		


NB: when two entries are necessary, please add 200mm at the shaft dimension (on the side where the second entry will be)

ALL CAPACITY AND SPEED ARE AVAILABLE ON REQUEST; FOR OTHER CAPACITY NOT INCLUDED IN THIS TABLE PLEASE ASK OUR TECHNICAL STAFF: INFO@LIFTEXPORT.COM



SPARE PARTS

ALL SPARES OF MOST FAMOUS ITALIAN BRANDS ARE AVAILABLE



Liftecology
ZEROENERGY



Ecology

IN YOUR HOUSE

ELEVATOR CLASS A
ENERGY SAVING ELEVATOR
PHOTOVOLTAIC ELEVATOR

**OUR TECHNOLOGY MEETS
THE ENVIRONMENT**

COMPANY DETAILS

MOVILIFT

**FAST
QUOTATION AND
CUSTOMIZED
DESIGN**




SOCIAL NETWORK



Google+



Facebook



Flickr



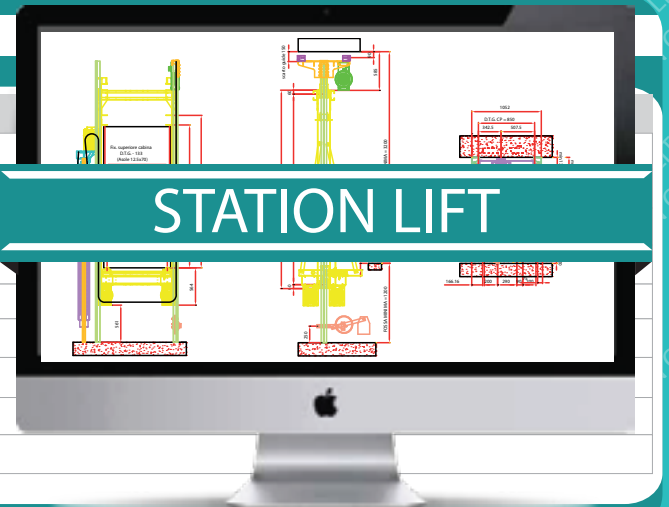
Twitter



Skype

QUOTATION SOFTWARE

	A	B	C	D	F
1					
2					
3					
4					
5					
6					
7					
8					
10					





Company Details

Via Napoli, 348
80053 Castellammare di
Stabia (NA)

Tel: +39 081.8713646

Fax: +39 081.19308204

Skype: Giamega

E-mail: info@liftexport.com
sales@liftexport.com

P.Iva: 03971331214